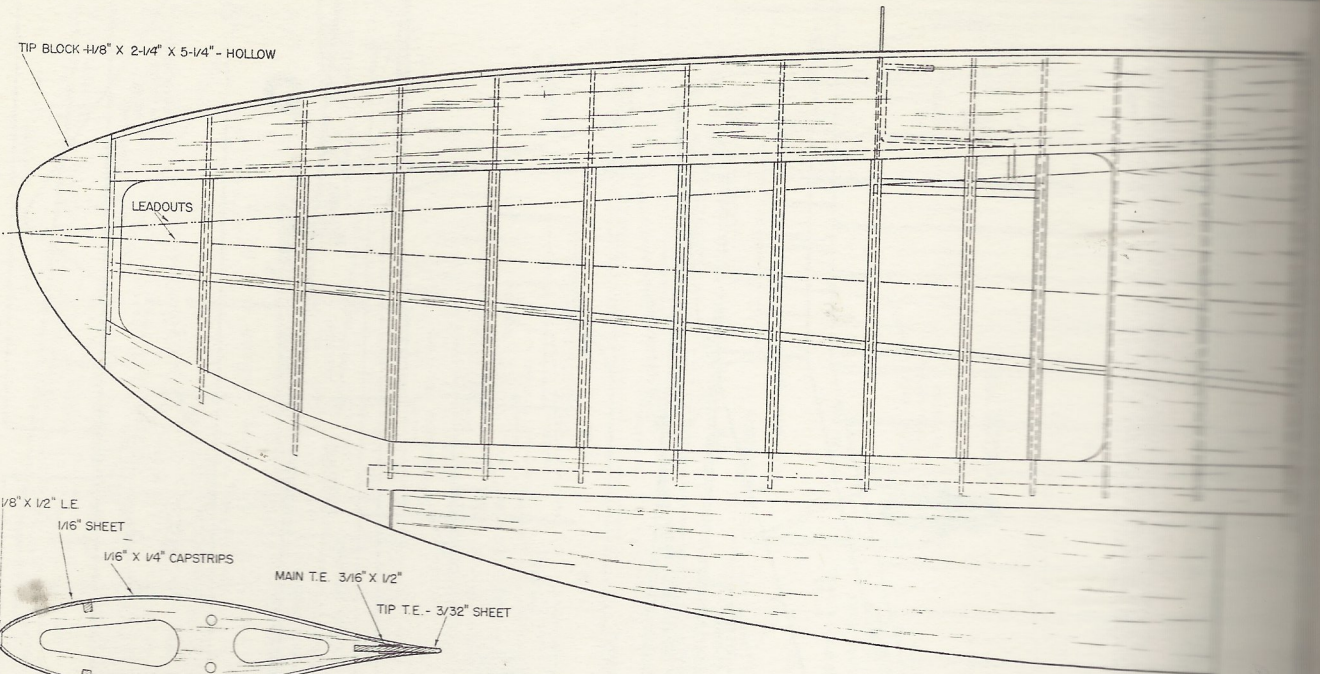


TIP BLOCK 4-1/8" X 2-1/4" X 5-1/4" - HOLLOW



LEADOUTS

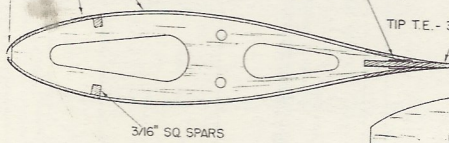
1/8" X 1/2" LE

1/16" SHEET


1/16" X 1/4" CAPSTRIPS

MAIN T.E. 3/16" X 1/2"


TIP T.E. - 3/32" SHEET



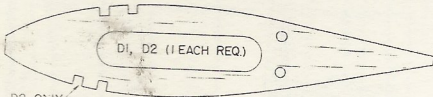
3/16" SQ SPARS



A - 1 REQ

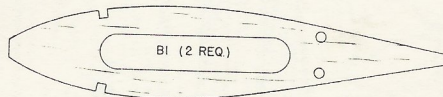


A2 (2 REQ)




D1, D2 (1 EACH REQ)


D2 ONLY




B1 (2 REQ)



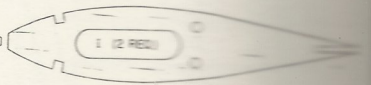
H (2 REQ)



E (2 REQ)

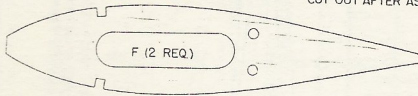


B2 (2 REQ)

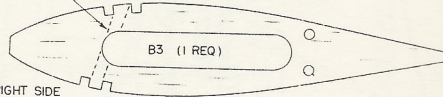


I (2 REQ)

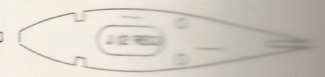
CUT OUT AFTER ASSEMBLY FOR LANDING GEARS



F (2 REQ)

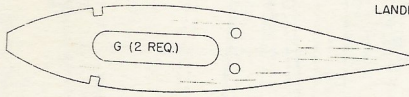


B3 (1 REQ)




J (2 REQ)


LANDING GEAR SLOT, RIGHT SIDE ONLY




G (2 REQ)



C (2 REQ)



K (2 REQ)



3/16" SQ GEAR BRACES

DO NOT DRILL HOLE HERE

DJM

